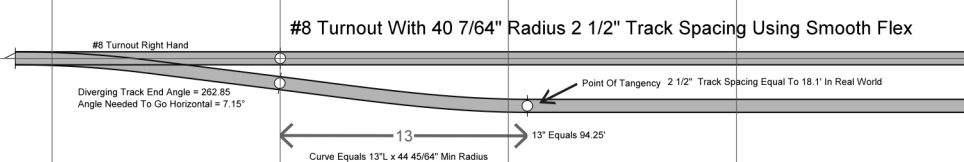
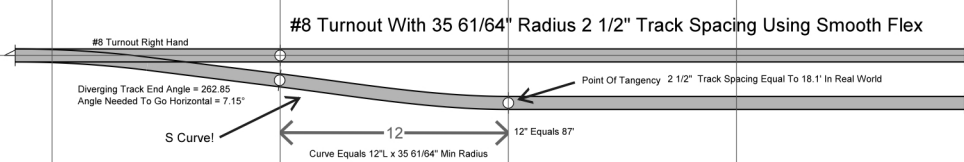
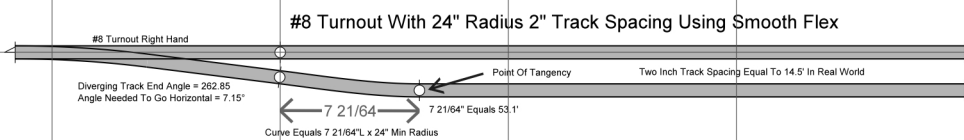
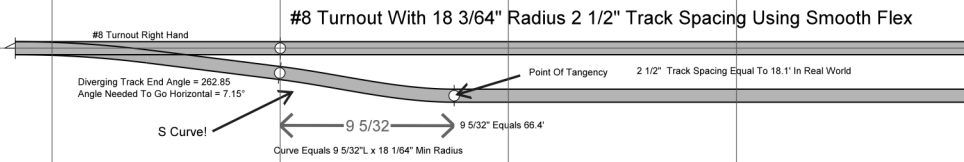
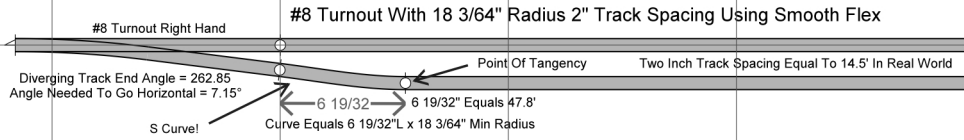


# #8 Turnout Siding Spacing For Various Radius Curves

Real World 1:1 Spacing In North America 14 Feet to 21 Feet Depending On State And Railroad  
 In The Real 1:1 World 14 Foot Spacing Equals 1.9 Inches In 1/87 Scale  
 In The Real 1:1 World 14.5 Foot Spacing Equals 2 Inches In 1/87 Scale  
 In The Real 1:1 World 15 Foot Spacing Equals 2.07 Inches In 1/87 Scale  
 In The Real 1:1 World 18.1 Foot Spacing Equals 2 1/2 Inches In 1/87 Scale



**NOTE!!** → This measurement is the LENGTH of the track making up the curve, NOT the length from the end of diverging track to Point of Tangency measured horizontally. This applies to all of the examples.